

Intro Benchmarking Report

Axe Capital

Produced: October 15, 2021

CloudAdvisors


Advisor(s): Team
team@cloudadvisors.ca

Support(s):

How to Read this Benchmarking Report:

This report compares your group's plan versus a comparison group of other employers.

Your Group VS. Your Selected Comparison Group

<p>Axe Capital</p> <p>Region : British Columbia</p> <p>Industry : Professional Services</p> <p>Size : 152</p> <p>Provider List : All</p>	<p>Comparative Group</p> <p>Groups: >11,000</p> <p>No. of Benefit Plans: >5000</p> <p>No. of Employees: >100,000</p>					
	<p>Industries</p> <p>First Nations Hospitality</p> <p>Emergency Services</p> <p>Agriculture, Forestry and Fishing</p> <p>Sports and Entertainment</p> <p>Construction +More</p>					
	<p>Regions</p>  <p>Ontario Quebec Nova Scotia</p> <p>New Brunswick Manitoba</p> <p>British Columbia +More</p>					
	<p>Size</p> <table border="1" style="width: 100%; border-collapse: collapse;"> <tr><td style="text-align: center;">Less than 25 Employees</td></tr> <tr><td style="text-align: center;">25-100 Employees</td></tr> <tr><td style="text-align: center;">100-500 Employees</td></tr> <tr><td style="text-align: center;">500-1000 Employees</td></tr> <tr><td style="text-align: center;">Greater than 1000 Employees</td></tr> </table>	Less than 25 Employees	25-100 Employees	100-500 Employees	500-1000 Employees	Greater than 1000 Employees
Less than 25 Employees						
25-100 Employees						
100-500 Employees						
500-1000 Employees						
Greater than 1000 Employees						

Your Benefits VS. Comparison Group Percentage or Ranking

<p>Benefit Included</p> <p>Benefit</p> <p>Not Applicable (N/A)</p>	<p>Benefit Included Percentage Not Included Percentage</p> <p>Bottom (25th) Middle (50th) Upper (75th)</p> <p>Bottom 25% Median Benefit Top 25%</p> <p style="text-align: center;">No comparison marker will rank but comparison group values will be displayed.</p>
--	--

Note on Sample Size: Each benchmark may include less than total as applicable to each benefit. Minimum 5 Groups

Disclaimer:

Every reasonable effort has been made to ensure the accuracy of this report and the data represented. This report does not represent insurance advice.

Team is a licensed insurance agent and advisor with **CloudAdvisors**. For questions or for advice regarding your employee benefits programs please email team@cloudadvisors.ca.



Axe Capital Benefits

Retirement Plan

Benefits Included

Life Insurance

N/A

Dependent Life Insurance

\$5,000

AD&D Insurance

Lower

Long Term Disability

\$2,000

Short Term Disability

\$2,000

Prescription Drugs

90%

Vision(Glasses/Contacts)

\$200

Comparative Groups' Benefits

Total Sample Size

Groups - 4939

Yes - 21%

No - 79%

Yes - 97%

\$25,000

\$25,000

\$50,000

Yes - 71%

No - 29%

\$5,000

\$10,000

\$10,000

Yes - 94%

6

Lower

Equal

Equal

Equal

Yes - 71%

No - 29%

\$2,000

\$4,500

\$6,000

\$8,000

Yes - 20%

No - 80%

\$600

\$1,000

\$1,250

\$2,000

Yes - 96%

80%

90%

100%


Yes - 58%

No - 42%

\$200

\$200

\$250



Axe Capital Benefits

Benefits Included

Paramedical Practitioners

\$1,000

Basic Dental

90%

Dental Major

50%

Dental Orthodontic

\$3,000

Health Spending

Employee Assistance

Benefits Not Included

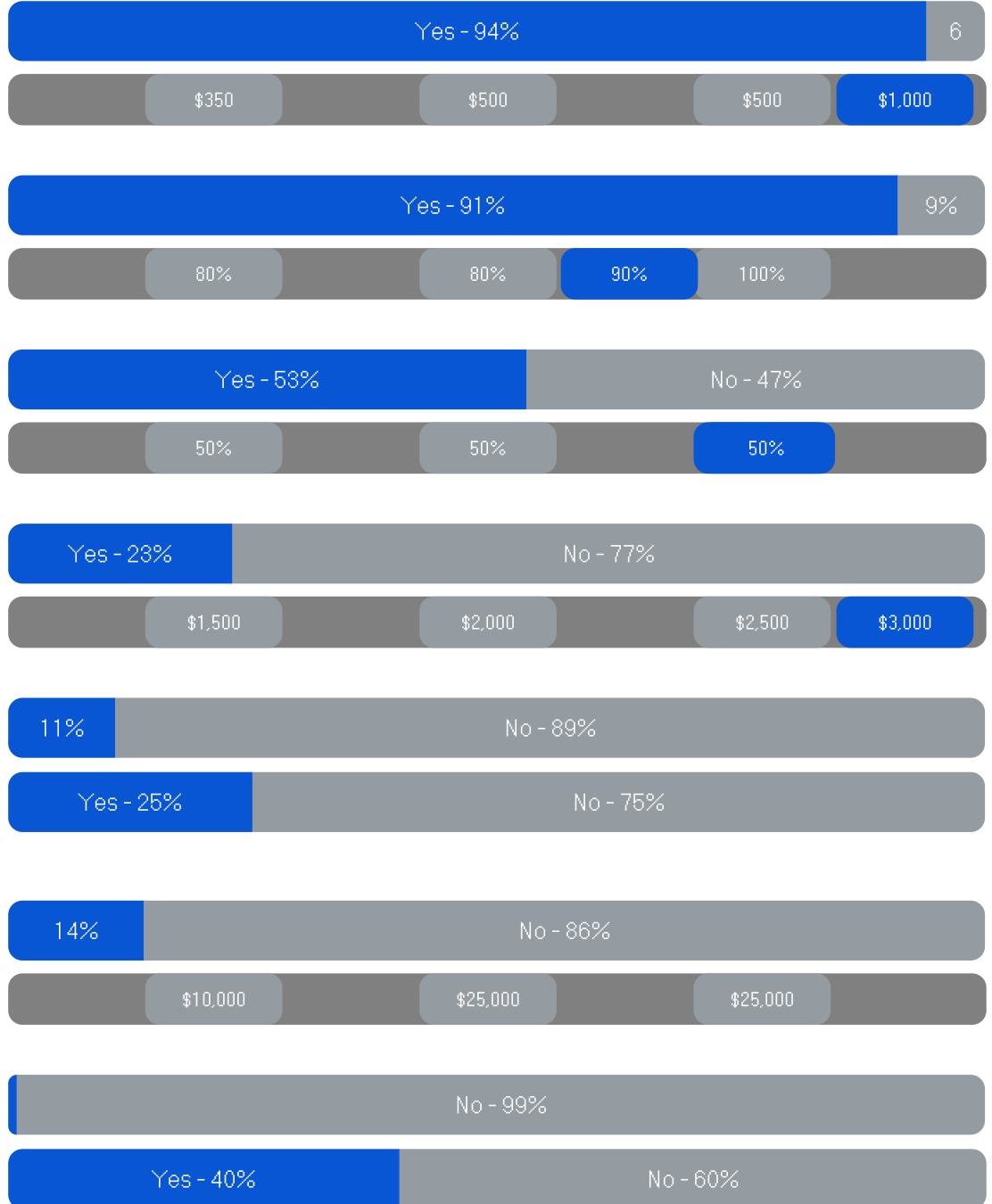
Critical Illness

N/A

Taxable Spending

Second Opinion

Comparative Groups' Benefits





CloudAdvisors

Intro Benchmarking Report



Advisor Commentary

There are no additional notes or commentary at this time.